

## **Regina School Division School Boundary Review: School Community Council Consultations: November 2008**

**Craig Melvin, Consultant**

### **Background**

The Regina Board of Education, following extensive public consultation and research, adopted *Renewing Regina Public Schools: A Ten-Year Plan*. The Plan sets out a program-based long-term school renewal agenda extending to 2017-18. The Plan includes new program development, facility renewal, attendance boundary reviews and several specific curricular initiatives within the context of periodic plan reviews.

In school year 2008-09, the Plan calls for reviews of Henry Janzen Elementary School and George Lee Elementary School attendance areas and of W. F. Ready Elementary School and Jack MacKenzie Elementary School attendance areas. The need for the reviews arises from forecasted enrolments in Henry Janzen and Jack McKenzie schools exceeding the program delivery model numbers.

Equitable allocation of instructional resources and student learning opportunities among schools is dependent upon the number of students enrolled in each school. The Plan sets out elementary school program delivery models for schools with enrolments in the range of 200 to 400 students. Fewer than 200 students, and it becomes difficult to ensure adequate resources can be made available to the school and more than 400 students, and the benefits of close student-teacher relationships may diminish. The program delivery models were informed by a study undertaken for Regina Public Schools by Dr. Ken Leithwood, a Canadian international education expert.

Community consultation with the School Community Councils for each of the four schools, consideration and analysis of community growth and development, student enrolment forecasts, student transportation and safety, and other related issues constitute essential features of the attendance area reviews.

A school attendance area recommendation will be made to the Board of Education by February 2009 to facilitate any necessary transition planning for 2009-10 school year implementation.

## **1.0 Regina School Division School Attendance Boundary Policies**

### **1.1 School Attendance Areas and School Sites (Administrative Procedures 310 and 605)**

The School Attendance Areas and School Sites Administrative Procedures provide guidance to establish or revise school attendance areas and for determining school sites in newly developed neighbourhoods. The relevant guidelines are:

- The program in which they are enrolled, grade level and residence determine the school attended by each student.
- School sites are to be located as near as is possible to the centre of school attendance areas.
- Peak enrolment for a K-8 attendance area is to be no less than 500 students.
- Student walking distances are to be minimized.

### **1.2 Transportation of Students (Administrative Procedure 570)**

The Transportation of Students Administrative Procedures provide the framework for provision of student transportation. The relevant guidelines are:

- Transportation is provided for K-1 Students residing more than 0.6 km from their designated elementary school.
- Transportation is provided for Grade 2-8 Students residing more than 1.2 km from their designated elementary school.
- Transportation may be provided for elementary students enrolled in a program for which transportation is authorized (French Immersion, Special Needs).
- Transportation may be provided for elementary students for health and safety related to major arterial or other barriers considerations.
- Transportation is provided for elementary students in approved circumstances where space in the receiving school is available.

Certain other limitations on student transportation may apply and transportation is provided for students and their siblings to attend their existing school when boundaries are changed.

### **1.3 Additional Student Transportation Considerations**

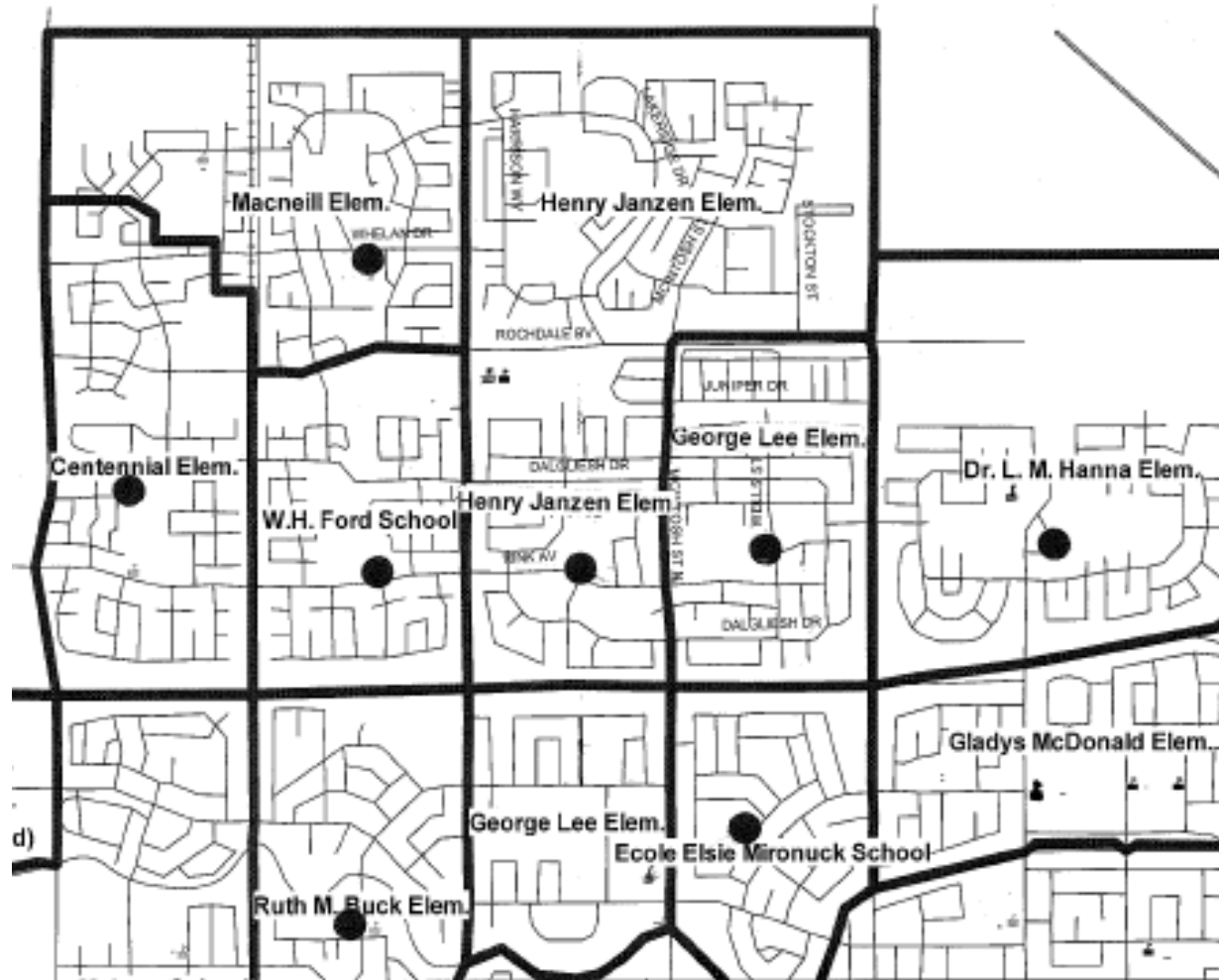
As a consequence of the *Renewing Regina Public Schools: A Ten-Year Plan*, students whose schools were closed were given the option to attend a different school with transportation according to policy. This provision enables students to continue their elementary education at their chosen school. It allows families to continue to send younger siblings to that school for their elementary education. Ultimately it provides a continuation of a family connection to the school.

## 2.0 Present Boundaries

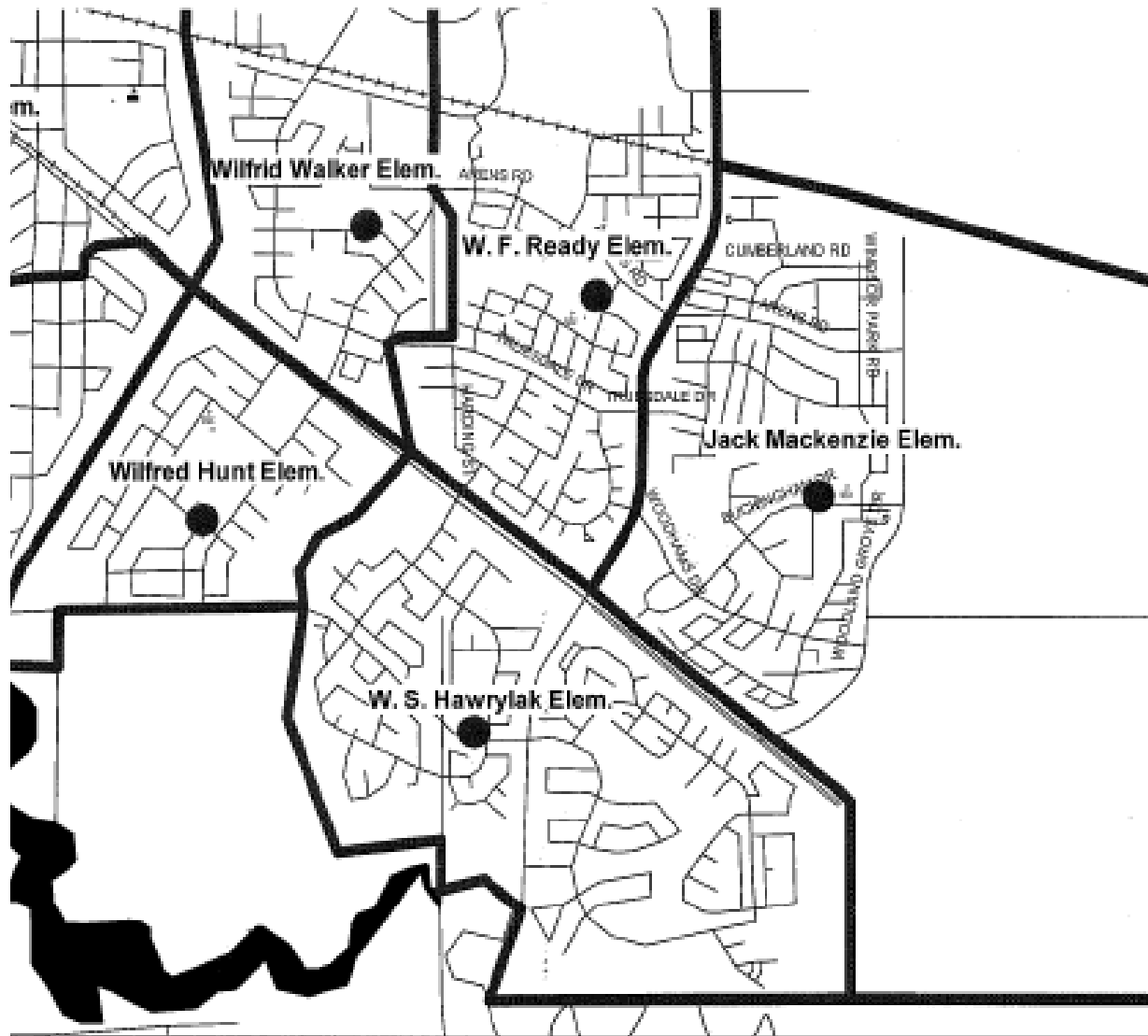
### 2.1 Map of Present Elementary School Attendance Boundaries

#### Henry Janzen and George Lee Elementary Schools

#### 2008-09 Attendance Boundaries



## **W. F. Ready and Jack MacKenzie Elementary School 2008-09 Attendance Boundaries**



### **2.2 Elementary School Enrolment Forecasts by Grade to 2013-14**

Regina Public Schools student enrolment forecasts are undertaken by Baragar Demographics, a Canadian school planning software provider. The forecasts are based on Regina Public Schools enrolment data that is regularly updated every September 30<sup>th</sup>. Saskatchewan Vital Statistics Birth Registry and Canada Customs and Revenue Agency data is also used to augment enrolment data.

The enrolment projection methodology is cohort progression. An age/grade cohort of students is progressed through the grades for the forecast period, in this

case to the 2013-14 school year. The goal in the forecasting process is to reduce the range of error to more accurately predict future enrolments. The accuracy of this forecasting method has been very good in the past.

- **Henry Janzen Elementary School**

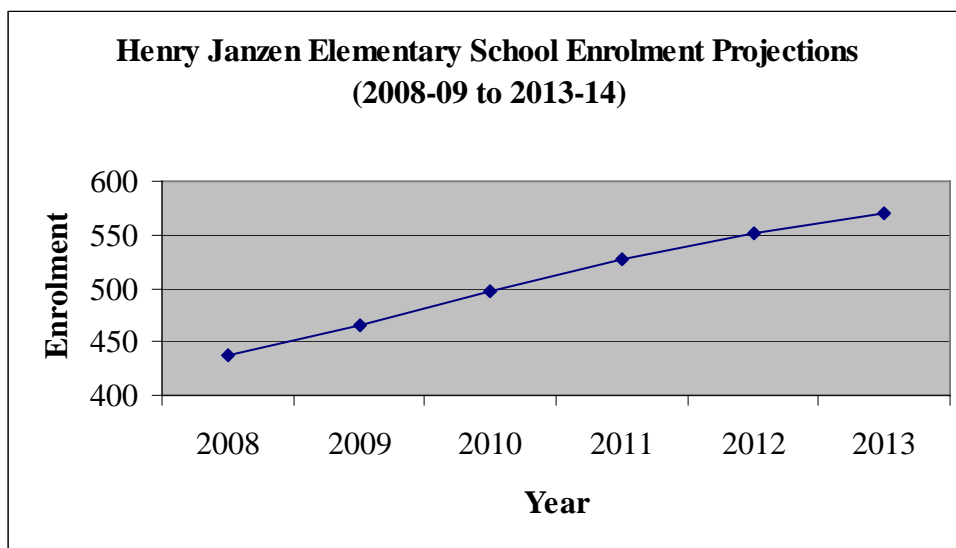
The following enrolment forecast for Henry Janzen, based on the 2007-08 enrolment and the present attendance boundaries, predicts that total school enrolment will increase in each year of the forecast period to 571 students. Examination of the 2012 and 2013 Kindergarten and Grade 1 forecasted enrolments suggests that enrolments will level off near 600 students by 2018.

**Henry Janzen Elementary School Enrolment Projections  
(2008-09 to 2013-14)**

Year	Grade									Total
	K	1	2	3	4	5	6	7	8	
<b>2008<sup>1</sup></b>	50	44	48	49	47	48	49	49	54	438
<b>2009</b>	58	53	47	48	54	50	52	52	51	465
<b>2010</b>	58	62	57	47	53	58	55	54	54	498
<b>2011</b>	57	61	66	58	52	57	62	57	57	527
<b>2012</b>	50	61	65	68	64	56	62	65	60	551
<b>2013</b>	50	54	64	67	74	68	61	64	69	571

<sup>1</sup> Actual 2008 September enrolment was 442.

The chart below graphs the information appearing in the above table.



- **George Lee Elementary School**

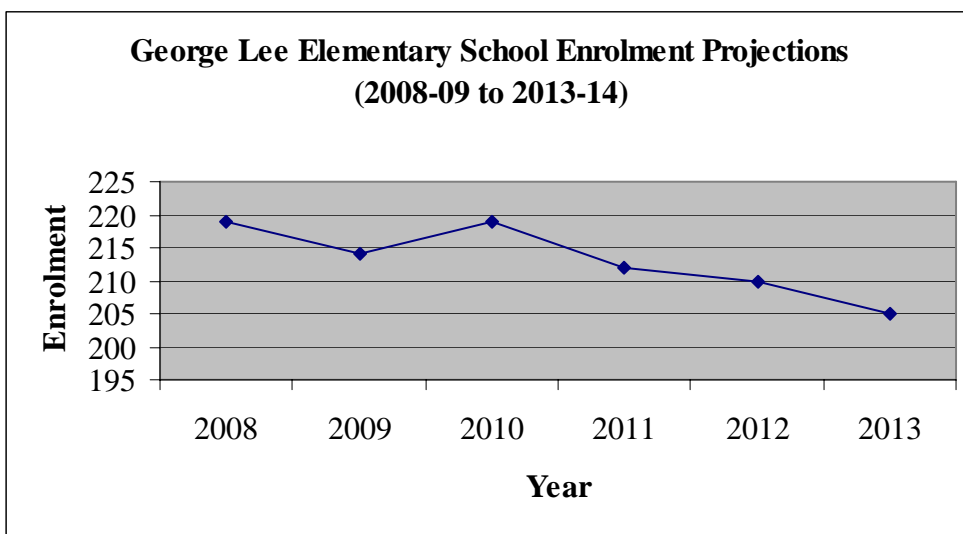
The following enrolment forecast for George Lee, based on 2007-08 enrolment and the present attendance boundaries, predicts that total school enrolment will decrease marginally over the forecast period to 205 students. The forecast also suggests, on examination of predicted Kindergarten and Grade 1 enrolments in 2012 and 2013, that enrolments will continue to decline over the next few years to a total enrolment of about 185 students by 2018.

**George Lee Elementary School Enrolment Projections  
(2008-09 to 2013-14)**

Year	Grade									Total
	K	1	2	3	4	5	6	7	8	
<b>2008<sup>1</sup></b>	19	21	21	29	25	23	28	21	32	219
<b>2009</b>	17	21	24	21	31	24	24	31	21	214
<b>2010</b>	16	19	24	24	23	30	25	27	31	219
<b>2011</b>	14	18	22	24	26	22	31	28	27	212
<b>2012</b>	16	15	21	22	26	25	23	34	28	210
<b>2013</b>	16	17	18	20	23	25	26	26	34	205

<sup>1</sup> Actual 2008 September enrolment was 234.

The chart below graphs the information appearing in the above table.



- **Jack MacKenzie Elementary School**

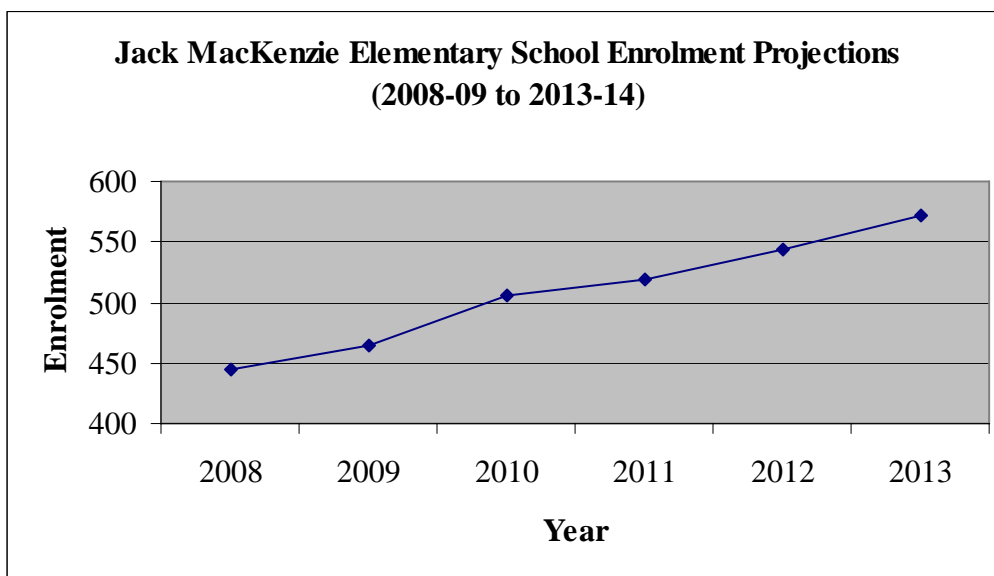
The following enrolment forecast for Jack MacKenzie, based on 2007-08 enrolment and the present attendance boundaries, predicts that total school enrolment will increase in each year of the forecast period to 572 students. Examination of the 2012 and 2013 forecasted Kindergarten and Grade 1 enrolments suggests that enrolment will likely continue to increase to 630 students or so by 2018. The actual September 2008 enrolment was 412 students. This number will be factored into future enrolment forecasts.

**Jack MacKenzie Elementary School Enrolment Projections  
(2008-09 to 2013-14)**

Year	Grade									Total
	K	1	2	3	4	5	6	7	8	
<b>2008<sup>1</sup></b>	46	52	49	50	46	50	58	40	54	445
<b>2009</b>	52	46	54	53	57	49	53	61	40	465
<b>2010</b>	54	53	49	59	60	61	51	55	63	505
<b>2011</b>	53	55	55	53	66	64	63	53	57	519
<b>2012</b>	54	54	58	60	59	70	67	67	55	544
<b>2013</b>	55	55	56	63	67	63	74	70	69	572

<sup>1</sup> Actual 2008 September enrolment was 412.

The chart below graphs the information appearing in the above table.



- **W. F. Ready Elementary School**

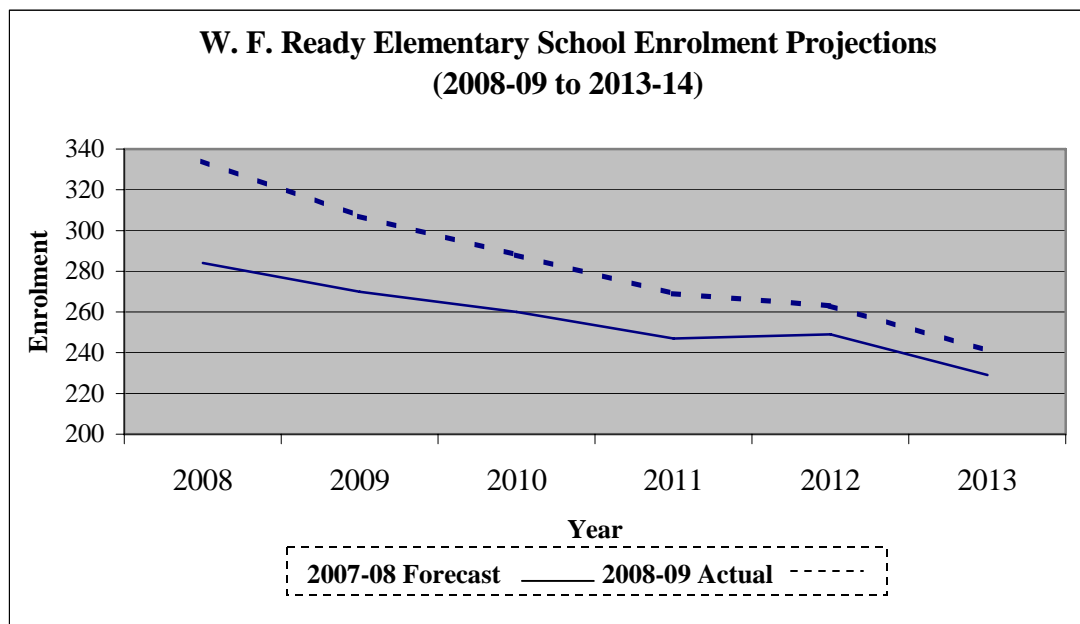
The following enrolment forecast for W. F. Ready, based on 2007-08 enrolment and the present attendance boundaries, predicts that total school enrolment will decrease over the forecast period to 229 students. The forecast also suggests, on examination of predicted Kindergarten and Grade 1 enrolments in 2012 and 2013, that enrolment will likely stabilize around this number. However, on closure of Wilfred Walker students were provided with a one-time option of attending W. F. Ready and 50 students did so beginning in September 2008. This option was not included in the forecast, consequently the original forecasted enrolments are somewhat underestimated. An adjusted total is included with the table showing the potential change in total enrolment over the forecast period. These changes will be factored into future enrolment forecasts.

The chart below graphs the information appearing in the table.

**W. F. Ready Elementary School Enrolment Projections  
(2008-09 to 2013-14)**

Year	Grade									Forecasted Total	Adjusted Total
	K	1	2	3	4	5	6	7	8		
<b>2008<sup>1</sup></b>	23	25	21	31	48	24	35	35	42	284	334
<b>2009</b>	28	22	27	21	31	47	24	35	35	270	307
<b>2010</b>	25	27	23	28	21	30	47	24	35	260	288
<b>2011</b>	24	23	28	23	28	20	30	47	24	247	269
<b>2012</b>	26	23	24	28	23	28	20	30	47	249	263
<b>2013</b>	26	25	24	25	29	22	28	20	30	229	241

<sup>1</sup> Actual 2008 September enrolment was 334.



## 2.3 School Program Delivery Model

- **Henry Janzen Elementary School**

### Present Program:

#### Elementary School: Larger (Approximately 400 Students)

Core Instructional Program	Typical School	Henry Janzen	
Teachers	16.0	16.0	Two classrooms per grade
Administration	1.5	1.5	One Principal and a Vice Principal
Kindergarten	1.0	1.0	Two half-day Kindergarten classes
Learning Resource Teacher	1.0	1.0	One teacher to support students with learning needs
Teacher-Librarian	1.0	1.0	One Teacher-Librarian
<b>Enhanced program Offerings</b>			
Specialized staff	2.4	3.0	Two additional specialized programs in the school such as a second language, arts education, practical and applied arts, physical education and technology
<b>Additional Program Offerings</b>			
Pre-Kindergarten	1.0	-	School would support Pre-Kindergarten and an integrated program for students with special needs
Special Education	2.0	3.0	

- **George Lee Elementary School**

### Present Program:

#### Elementary School: Smaller (Approximately 200 Students)

Core Instructional Program	Typical School	George Lee	
Teachers	8.0	9.0	One classroom per grade
Administration	1.0	1.0	One Principal
Kindergarten	0.5	1.0	One half-day Kindergarten class
Learning Resource Teacher	0.5	0.7	One part time teacher to support students with learning needs
Teacher-Librarian	0.5	0.5	Half-time Teacher-Librarian
<b>Enhanced program Offerings</b>			
Specialized staff *Language, Arts Education	1.2	1.6	Two additional specialized programs in the school such as a second language and arts education
<b>Additional Program Offerings</b>			
Pre-Kindergarten	0.5	-	School could support Pre-Kindergarten and an integrated program for students with special needs
Special Education	1.0	2.5	

## Related Considerations:

*Renewing Regina Public Schools: A Ten-Year Plan* sets out Action Items to 2016-17 that may impact on the present attendance area reviews. These Action Items are:

- 2009-10: Community consultations regarding the adjustment of French Immersion attendance areas to support Elsie Mironuck Elementary School and Centennial Elementary School as dual-track schools.
- 2009-10: Ken Jenkins Elementary School attendance area combines with Elsie Mironuck Elementary School (English); parental choice of Elsie Mironuck Elementary School or Ruth M. Buck Elementary School for existing students (families grandfathered); Ken Jenkins Elementary School closes June 2010.
- **Jack McKenzie Elementary School**

### Present Program:

#### Elementary School: Larger (Approximately 400 Students)

Core Instructional Program	Typical School	Jack MacKenzie	
Teachers	16.0	15.0	Two classrooms per grade
Administration	1.5	1.3	One Principal and a Vice Principal
Kindergarten	1.0	1.0	Two half-day Kindergarten classes
Learning Resource Teacher	1.0	1.0	One teacher to support students with learning needs
Teacher-Librarian	1.0	1.0	One Teacher-Librarian
<b>Enhanced program Offerings</b>			
Specialized staff	2.4	2.7	Two additional specialized programs in the school such as a second language, arts education, practical and applied arts, physical education and technology
<b>Additional Program Offerings</b>			
Pre-Kindergarten	1.0	-	School would support Pre-Kindergarten and an integrated program for students with special needs
Special Education	2.0	1.34	

## Related Considerations:

- The future neighbourhood south of Arcola Avenue and east of Wascana View has been designated to attend Jack MacKenzie. Although there are no residents at this time, this decision may put upward pressure on Jack MacKenzie future enrolments.

- **W. F. Ready Elementary School**

**Present Program:**

**Elementary School: Smaller (Approximately 200 Students)**

<b>Core Instructional Program</b>	<b>Typical School</b>	<b>W.F. Ready</b>	
Teachers	<b>8.0</b>	<b>12.0</b>	One classroom per grade
Administration	<b>1.0</b>	<b>1.3</b>	One Principal
Kindergarten	<b>0.5</b>	<b>1.0</b>	One half-day Kindergarten class
Learning Resource Teacher	<b>0.5</b>	<b>0.9</b>	One part time teacher to support students with learning needs
Teacher-Librarian	<b>0.5</b>	<b>1.0</b>	Half-time Teacher-Librarian
<b>Enhanced program Offerings</b>			
Specialized staff *Language, Arts Education	<b>1.2</b>	<b>2.2</b>	Two additional specialized programs in the school such as a second language and arts education
<b>Additional Program Offerings</b>			
Pre-Kindergarten	<b>0.5</b>	<b>0.0</b>	School could support Pre-Kindergarten and an integrated program for students with special needs
Special Education	<b>1.0</b>	<b>0.0</b>	

**Related Considerations:**

*Renewing Regina Public Schools: A Ten-Year Plan* sets out Action Items to 2016-17 that may impact on the present attendance area reviews. These Action Items are:

- English program Students that previously attended Wilfred Walker Elementary School have been re-designated to attend Wilfred Hunt Elementary School with transportation.
- During this change, students were offered a one-time choice to attend W. F. Ready. It is anticipated that they will continue to attend W. F. Ready, in the future, other students living in the same general area may also choose to attend W. F. Ready. This attendance pattern causes some enrolment forecasting uncertainty but, in general, increases enrolment at W. F. Ready by approximately 50 students that opted to attend W. F. Ready this year.

## **2.4 Residential Development**

Residential development is the responsibility of the City of Regina. The school division is engaged in identification of future school building sites and provides general planning guidance related to appropriate community size, transportation safety and other education-related elements of community design and development. Decisions related to the location and pace of future developments, however, remain with the City.

The City Planning Department has provided the review with information related to future north Regina development (north of Rochdale Boulevard and west of Pasqua Street) and east Regina development (east of Woodland Grove and Wascana View).

### **2.4.1 North Regina Development**

Residential development in north Regina and particularly in the Lakeridge area is occurring rapidly. Most new housing will be built in the eastern side of Lakeridge where the majority of available lots remain to be developed. Under the present attendance boundaries, this growth will exert upward pressure on Henry Janzen enrolments. No new school sites have been planned for this area of north Regina.

### **City of Regina: Sector Plan - July 2001**

The City of Regina provided information about its residential development plans for north Regina.

The following information about new neighbourhoods is taken from the July 2001 Regina City Sector Plan.

#### **North of Argyle Park/Englewood (1)**

This area is located within City limits and is bounded by Pasqua Street on the west, Albert Street to the east, the pipeline corridor to the south and Highway # 11 to the north. Although the prospective population and land area warrant a community focal point, this area will best be viewed as an addition to the Argyle Park/Englewood community. This area will be subject to development phasing.

#### **North of Uplands (2)**

This small parcel of land within City limits does not warrant a new neighbourhood due to its limited size and would be an extension of the Uplands community. Development within this area is restricted to the north by a rail line intersecting the region. Because of its isolation with respect to other new development and limited size, this area will not be subject to development phasing. This area will tie directly into the services of Uplands community.

### West of Sherwood McCarthy (3)

These 190 hectares would comprise a new neighbourhood bounded by 9th Avenue North on the south, Pinkie Road on the west, Courtney Street on the east and an extended Rochdale Boulevard on the north.

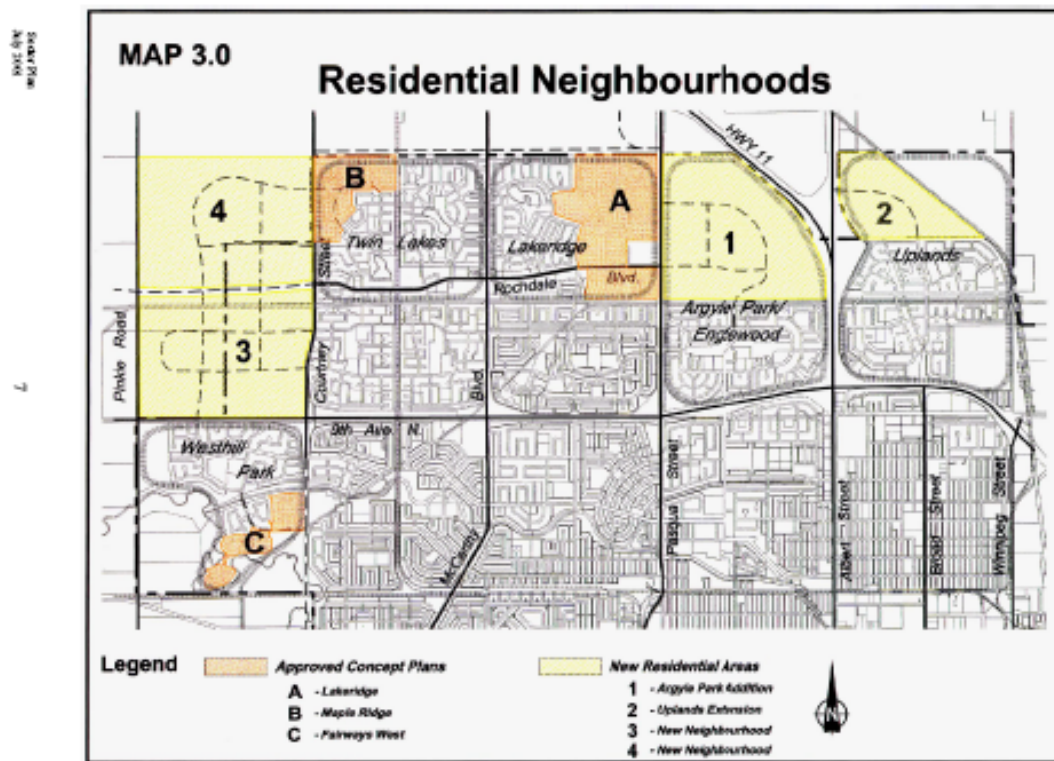
### West of Twin Lakes (4)

These 190 hectares would comprise a new neighbourhood bounded by an extended Rochdale Boulevard on the south, Pinkie Road on the west, Courtney Street on the east and the City limit to the north.

The following table provides a forecast of population in the above neighbourhoods. The map below shows the areas planned for new residential development.

### Future Residential Areas/Neighbourhoods

New Residential Area	Land Area (Ha)	Projected Population
1	165	5,800 – 6,300
2	64	800 – 1,600
3	190	7,250 – 7,500
4	190	7,250 – 7,500
<b>Total</b>	<b>609</b>	<b>21,100 – 22,900</b>



## 2.4.2 East Regina Development

Residential development in east Regina, north, east and south of Jack MacKenzie, is occurring rapidly. Presently, most new housing is being built north of Jack MacKenzie and under the present attendance boundaries this places upward pressure on Jack MacKenzie enrolment. In the near future, residential development will likely occur east of Woodland Grove Drive and north of Arcola Avenue and in the area east of Wascana View and south of Arcola Avenue.

### City of Regina: Sector Plan - July 2001

The City of Regina provided information about its residential development plans for south Regina. The following information about forecasted populations in new neighbourhoods is taken from the July 2001 Regina City Sector Plan.

#### Future Residential Areas/Neighbourhoods

Residential Area	Projected Population
<b>235,000 Stage</b>	
A – G	8,920
Community 1	11,680
<b>300,000 Stage</b>	
Community 2	7,400
Community 3	6,300
Community 4	7,400
<b>Total</b>	<b>41,700</b>

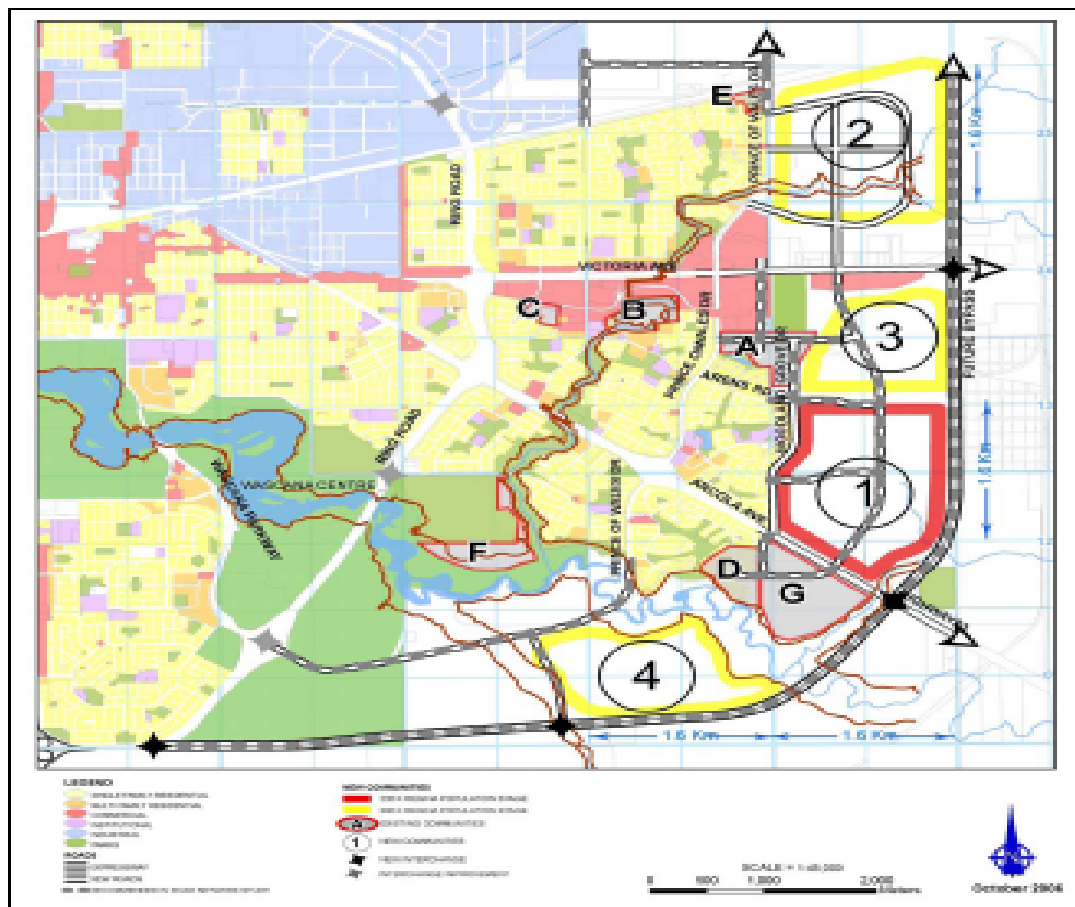
The table should be read in conjunction with the City of Regina Southeast Sector Development Strategy map on page 15.

## 2.5 Other Considerations

### 2.5.1 Regina Catholic Schools

The Regina Public School Division and the Regina Roman Catholic Separate School Division are similarly bounded by the limits of the City of Regina. The location of public and separate schools impacts on enrolment and future Catholic school site development plans will impact on Regina Public Schools enrolment. In any enrolment forecasting it is important to recognize that approximately 30 percent of new students in the average Regina neighbourhood are Roman Catholic and that most of these students attend Catholic schools. In addition, some non-Catholic parents may choose to send their children to Catholic schools and, in this respect, proximity of the school is a parental consideration.

**Map 4.1 - Southeast Sector Development Strategy**



### 3.0 Future Attendance Boundary Options

#### 3.1 Henry Janzen-George Lee Attendance Areas

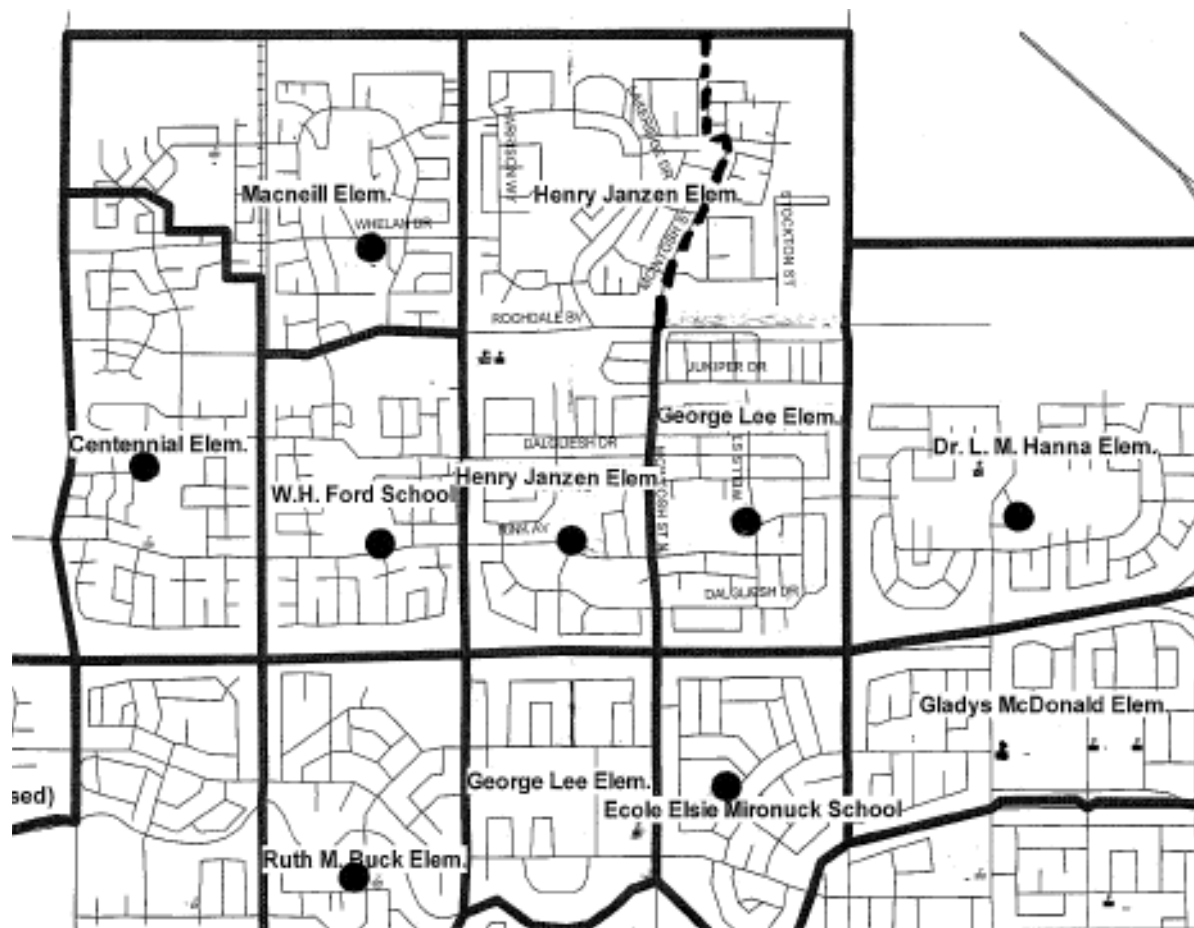
##### School Size Best-fit Boundaries

The Henry Janzen-George Lee Attendance Areas “school size best-fit” boundary option is that which would result in both schools best fitting the program model to 2013-14. As shown in the map below, the Henry Janzen attendance area north of Rochdale would become part of the George Lee attendance area. This would result in the attendance of children of all new residents in this area being designated to attend George Lee. The children of those families presently designated to attend Henry Janzen would have the option of continuing to attend Henry Janzen and it is expected they and their siblings would do so. Enrolment at Henry Janzen would decline slowly from present levels while enrolment at George Lee would be stabilized or, perhaps, slowly increase.



## Long-term Best-fit Boundaries

The Henry Janzen-George Lee Attendance Areas “long-term best-fit” boundary option is that which would result in both schools best fitting the program model in the longer term beyond 2013-14. As shown in the map below, the Henry Janzen attendance area north of Rochdale Boulevard and east of McIntosh Street would become part of the George Lee attendance area. This would result in children of all new residents in this area being designated to attend George Lee. The children of those families presently designated to attend Henry Janzen would have the option of continuing to attend Henry Janzen and it is expected they and their siblings would do so. Enrolment at Henry Janzen would decline marginally and slowly from present levels while enrolment at George Lee would be stabilized.



## Henry Janzen-George Lee Attendance Sub-Areas

Additional information about the schools attended in 2007-08 by students residing in Henry Janzen and George Lee attendance sub-areas is presented in the following tables.

The table below shows that of the 411 students attending Henry Janzen in 2007-08, 128 resided in the Henry Janzen (South) area (Present attendance area south of Rochdale), 163 resided in the Henry Janzen (West) area (Present attendance area north of Rochdale and west of McIntosh), 31 resided in the Henry Janzen (East) area (Present attendance area north of Rochdale and east of McIntosh), 33 resided in the George Lee attendance area and 56 resided in other elementary school attendance areas.

### Henry Janzen Elementary School (2007-08): Students Attending from Other Attendance Areas and Attendance Sub-Areas

Attendance Area	Students
Henry Janzen (South) <sup>1</sup>	128
Lakeridge (West) <sup>2</sup>	163
Lakeridge (East) <sup>3</sup>	31
George Lee	33
Other Schools	56
<b>Total</b>	<b>411</b>

<sup>1</sup> Present attendance area south of Rochdale.

<sup>2</sup> Present attendance area north of Rochdale and west of McIntosh.

<sup>3</sup> Present attendance area north of Rochdale and east of McIntosh.

The attendance pattern of students residing in the Lakeridge area is broken down further in the following tables. It should be noted that the students included in the tables are only those registered in schools within the Regina Public School Division.

The first table below shows that 163 students residing in the Henry Janzen (West) area (Present attendance area north of Rochdale and west of McIntosh) attend Henry Janzen while 69 other students attend 13 other schools. Thirty-three of the 69 other students attend MacNeill and 3 attend George Lee.

The second table below shows that 31 students residing in the Henry Janzen (East) area (Present attendance area north of Rochdale and east of McIntosh) attend Henry Janzen while 18 other students attend 8 other schools. Five of the 18 other students attend MacNeill and 3 attend George Lee.

**Henry Janzen Elementary School (2007-08)**  
**Schools Attended by Students in Henry Janzen (West)**

<b>School of Attendance</b>	<b>Students</b>
Henry Janzen	163
MacNeill	33
Elsie Mironuck	11
Harvest City Christian Acad.	6
Regina Christian School	5
George Lee	3
W.H. Ford	3
Athabasca	2
Dr. A. E. Perry	1
Dr. L. M. Hanna	1
Gladys McDonald	1
McLurg	1
Ruth M. Buck	1
W. S. Hawrylak	1
<b>Total</b>	<b>232</b>

**Henry Janzen Elementary School (2007-08)**  
**Schools Attended by Students in Henry Janzen (East)**

<b>School of Attendance</b>	<b>Students</b>
Henry Janzen	31
Elsie Mironuck	5
MacNeill	5
George Lee	3
Regina Christian School	1
Rosemont	1
Centennial	1
Ruth Pawson	1
W.H. Ford	1
<b>Total</b>	<b>49</b>

The following table shows that of the 223 students attending George Lee in 2007-08, 75 resided in the George Lee (North) area (Present attendance area north of the Ring Road), 58 resided in the George Lee (South) area (Present attendance area south of the Ring Road), 16 resided in the Henry Janzen attendance area and 74 resided in other elementary school attendance areas.

**George Lee Elementary School (2007-08):  
Students Attending from Other Attendance Areas and Attendance Sub-Areas**

<b>Attendance Area</b>	<b>Students</b>
George Lee (North) <sup>1</sup>	75
George Lee (South) <sup>2</sup>	58
Henry Janzen	16
Other Schools	74
<b>Total</b>	<b>223</b>

<sup>1</sup> Present attendance area north of Ring Road.

<sup>2</sup> Present attendance area south of Ring Road.

The attendance pattern of students residing in the George Lee (South) area is broken down further in the following table. As previously noted, the students included in the tables are only those registered in schools within the Regina Public School Division.

The table below shows that 58 students residing in the George Lee (South) area (Present attendance area south of the Ring Road) attend George Lee while 108 other students attend 20 other schools. Notably, 8 of the 108 other students attend Henry Janzen.

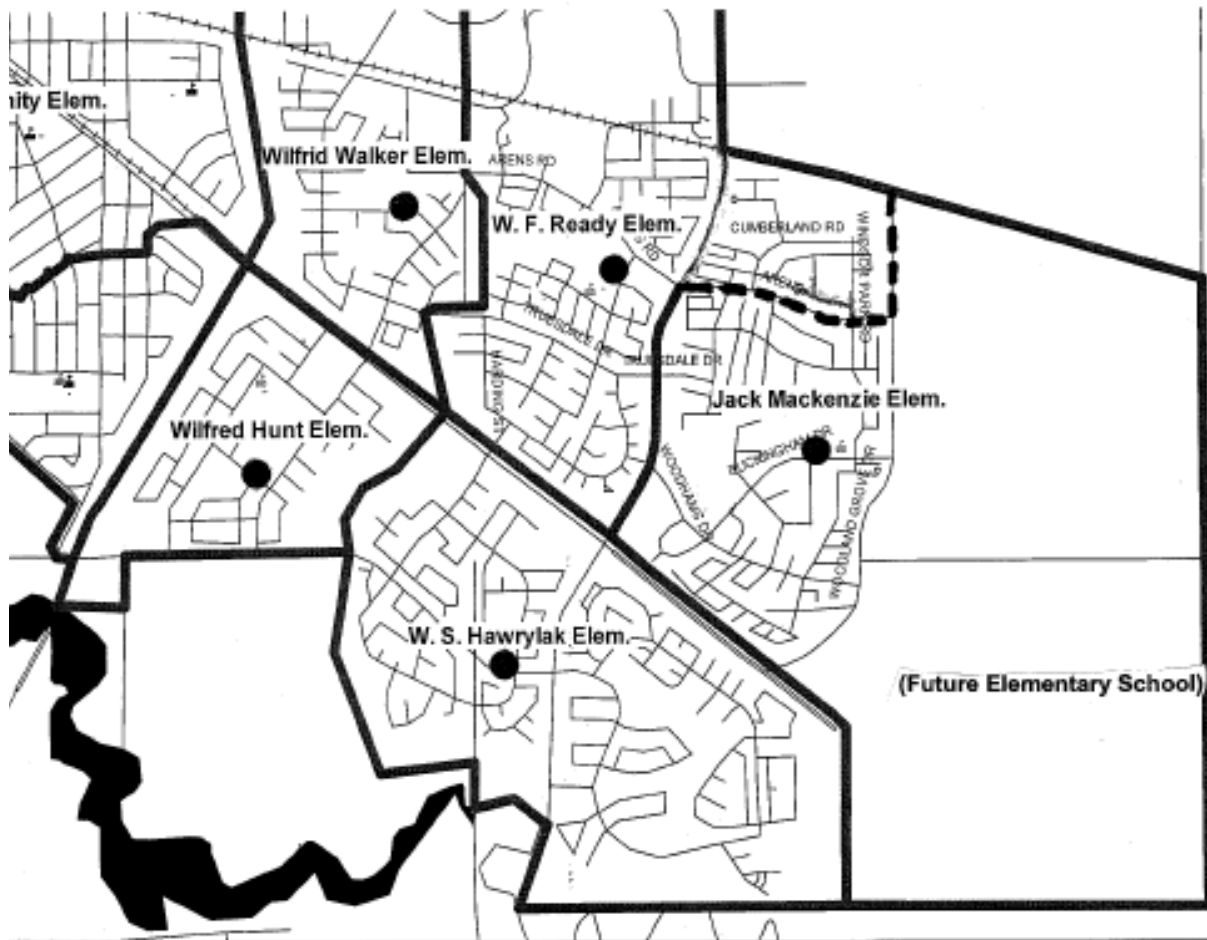
**George Lee Elementary School (2007-08)  
Schools Attended by Students in George Lee (South) Area**

<b>School of Attendance</b>	<b>Students</b>	<b>School of Attendance</b>	<b>Students</b>
George Lee	58	Albert	1
Ruth M. Buck	22	Davin	1
Elsie Mironuck	20	Dieppe	1
Ken Jenkins	17	Dr. George Ferguson	1
Regina Christian School	13	Dr. L. M. Hanna	1
Henry Janzen	8	Ethel Milliken	1
W.H. Ford	6	Gladys McDonald	1
McLurg	5	Harvest City Christian Acad.	1
Wascana	4	Herchmer	1
W. F. Ready	2	Massey	1
Centennial	1	<b>Total</b>	<b>166</b>

### 3.2 Jack McKenzie-W. F. Ready Attendance Areas

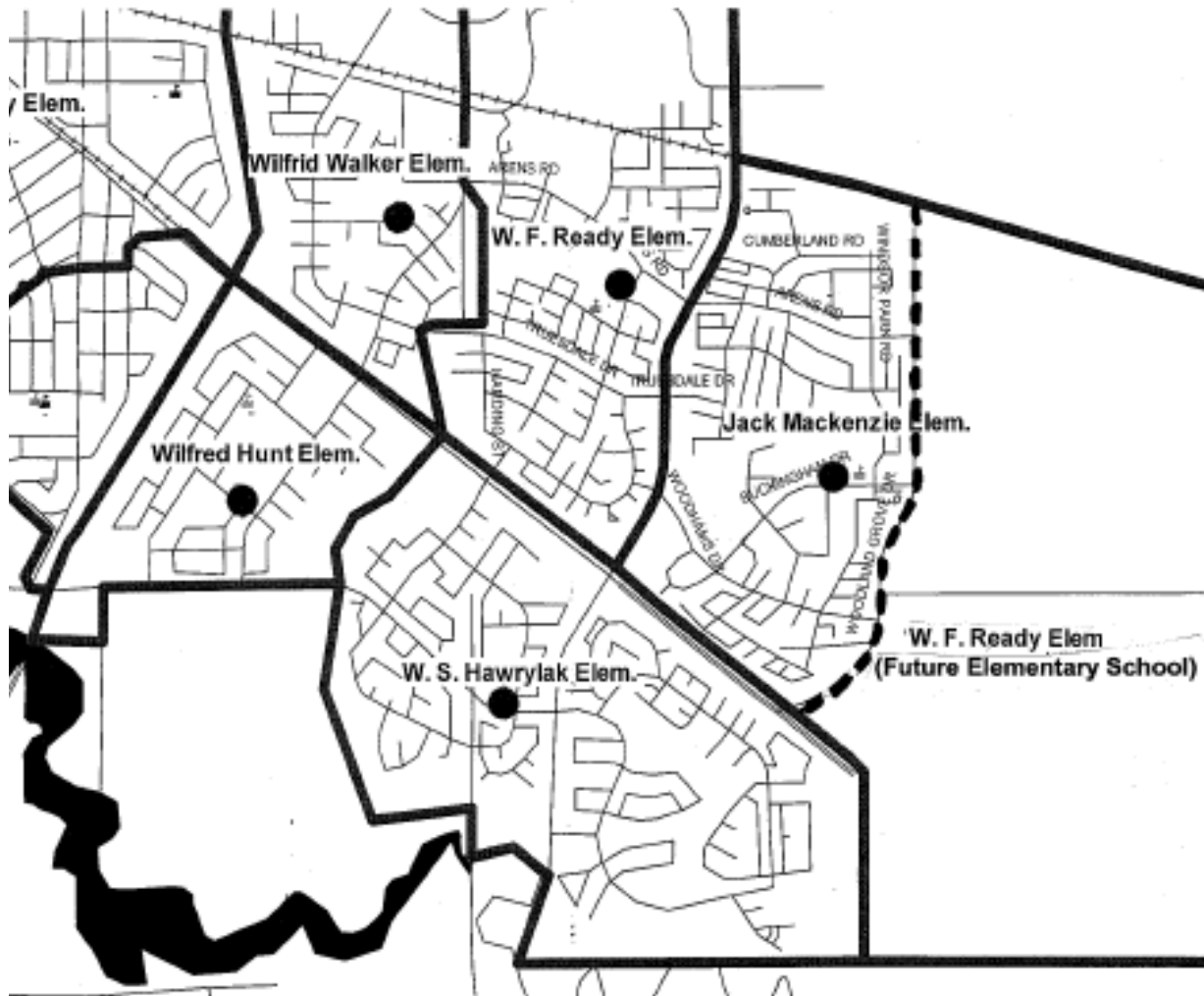
#### School Size Best-fit Boundaries

The Jack McKenzie-W. F. Ready Attendance Areas “school size best-fit” boundary option is that which would result in both schools best fitting the program model to 2013-14. As shown in the map below, the Jack MacKenzie attendance area north of Arens Road would become part of the W. F. Ready attendance area. This would result in the attendance of children of all new residents in this area being designated to attend W. F. Ready. In addition, the new residential development areas east of Woodland Grove Drive and north of Arcola Avenue and that east of Wascana View and south of Arcola Avenue would be designated as a part of the Jack Mackenzie attendance area. The children of those families presently designated to attend Jack MacKenzie would have the option of continuing to attend Jack MacKenzie and it is expected they and their siblings would do so. It is very difficult to forecast the pace of future residential development however, it is anticipated that enrolment at Jack MacKenzie would stabilize at present levels while enrolment at W. F Ready would stabilize or, perhaps, slowly increase.



## Long-term Best-fit Boundaries

The Jack McKenzie-W. F. Ready Attendance Areas “long-term best-fit” boundary option is that which would result in both schools best fitting the program model in the longer term beyond 2013-14. As shown in the map below, there would be no change in the present attendance boundaries of either school. However, the new residential development areas east of Woodland Grove Drive and north of Arcola Avenue and that east of Wascana View and south of Arcola Avenue would be designated as a part of the W. F. Ready attendance area. At this time there are no residents in these areas. It is very difficult to forecast the pace of future residential development however, it is anticipated that enrolment at W. F. Ready would be stabilized through 2013-14 then increase while enrolment at Jack Mackenzie would increase through 2013-14 then stabilize.



### **Jack MacKenzie-W. F. Ready Attendance Sub-Areas**

Additional information about the schools attended in 2007-08 by students residing in Jack MacKenzie and W. F. Ready attendance sub-areas is presented in the following tables.

The table below shows that of the 412 students attending Jack MacKenzie in 2007-08, 81 resided in the Jack MacKenzie (North) area (Present attendance area north of Arens Road), 275 resided in the Jack MacKenzie (South) area (Present attendance area south of Arens Road), 13 resided in the W. F. Ready attendance area and 43 resided in other elementary school attendance areas.

#### **Jack MacKenzie Elementary School (2007-08): Students Attending from Other Attendance Areas and Attendance Sub-Areas**

<b>Attendance Area</b>	<b>Students</b>
Jack MacKenzie (North) <sup>1</sup>	81
Jack MacKenzie (South) <sup>2</sup>	275
W. F. Ready	13
Other Schools	43
<b>Total</b>	<b>412</b>

<sup>1</sup> Present attendance area north of Arens Road.

<sup>2</sup> Present attendance area south of Arens Road.

The attendance pattern of students residing in the Jack MacKenzie (North) area is broken down further in the following table. The students included in the tables are only those registered in schools within the Regina Public School Division.

The table below shows that 81 students residing in the Jack MacKenzie (North) area (Present attendance area north of Arens Road) attend Jack MacKenzie while 19 other students attend 8 other schools. Three of the 19 other students attend W. F. Ready.

#### **Jack MacKenzie Elementary School (2007-08) Schools Attended by Students in Jack MacKenzie (North) Area**

<b>School of Attendance</b>	<b>Students</b>	<b>School of Attendance</b>	<b>Students</b>
Jack Mackenzie	81	Judge Bryant	2
Regina Christian School	3	Regina Huda School	2
Wilfred Hunt	3	W. S. Hawrylak	2
Wilfred Walker	3	Dr. A. E. Perry	1
W. F. Ready	3	<b>Total</b>	<b>100</b>

The following table shows that of the 309 students attending W. F Ready in 2007-08, 277 resided in the W. F. Ready attendance area, 10 resided in the Jack MacKenzie attendance area and 22 resided in other elementary school attendance areas.

**W. F. Ready Elementary School (2007-08):  
Students Attending from Other Attendance Areas and Attendance Sub-Areas**

<b>Attendance Area</b>	<b>Students</b>
W. F. Ready	277
Jack MacKenzie	10
Other Schools	22
<b>Total</b>	309